





















Jotun Colour Range

Sycamore 1001  TSR: 27.0	Spruce 1002  TSR: 28.4	Beech 1009  TSR: 39.4	Ash 1010  TSR: 50.2	Elm 1006  TSR: 47.8
Rosewood 1013  TSR: 47.8	Oak 1007  TSR: 33.4	Mahogany 1008  TSR: 29.4	Chestnut 1003  TSR: 27.6	Laurel 1004  TSR: 29.7
Birch 1005  TSR: 30.7	Hickory 1019  TSR: 30.8	Larch 1018  TSR: 36.0	Pine 102  TSR: 31.2	Cherry 016  TSR: 44.6
Redwood 1015  TSR: 49.7	Apple 1014  TSR: 60.5	Bamboo 1017  TSR: 70.5	Pear 101  TSR: 83.7*	Eucalyptus 011  TSR: 75.1

Colours displayed on the screen will vary depending on your screen settings.

* White colours have a naturally high TSR, and are not formulated with heat reflective pigments. The Total Solar Reflectance values set forth were measured in accordance with the ASTM C 1549 standards by a third party testing laboratory for a defined set of colours applied on chromated aluminium panels. Values may vary between instruments, method used as well as the substrate on which the coating is applied.